



BIOTECHNOLOGY REGULATORY SERVICES

# FY2024 DATA SNAPSHOT

*Safeguarding American agriculture and transforming agricultural biotechnology regulation to safely deliver tomorrow's innovation.*

## Improving Business Processes

### Average Time to Issue Noncompliance Notices

FY23: 48 Days

**45%**

FY24: 9 Days

### Average Time to Issue Regulatory Status Reviews

FY23: 378 Days

**38%**

FY24: 233 Days

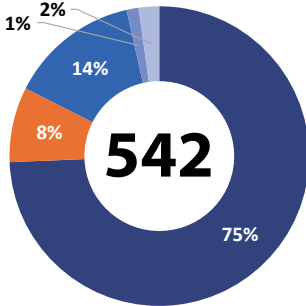
### Average Time to Issue Permits

FY23: 69 Days

**29%**

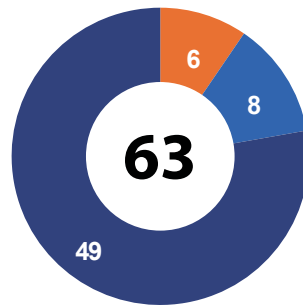
FY24: 48 Days

## Compliance and Inspections



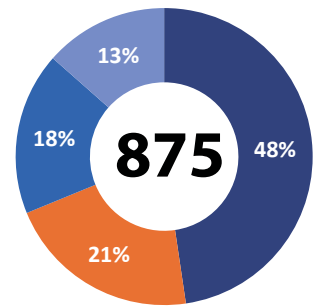
Conducted 542 inspections in 39 States and Territories.

## Regulatory Status Reviews



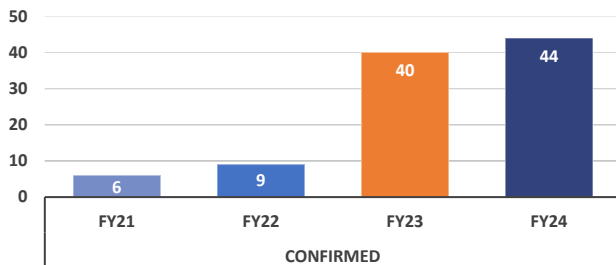
Issued 63 Regulatory Status Review responses in an average of 233 days.

## Permits



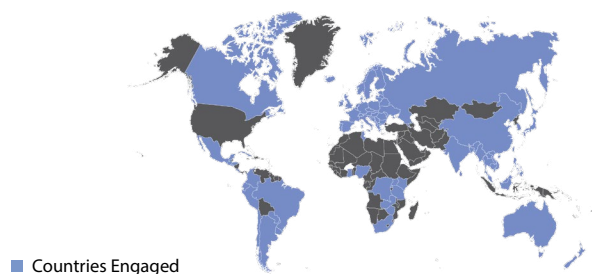
Issued 875 permits to 281 organizations.

## Confirmation Requests



Responded to 44 confirmation requests in an average of 56 days.

## Countries Engaged



Engaged over 60 countries and economies to exchange technical information and share USDA's regulatory approach.